



LOWFIELD
Leisure

Unique holiday homes built to last.



Contents

Our Story _____	4
Why Lowfield Lodges? _____	8
Other Usages _____	10
Lowfield Accreditations _____	12
Contact Us _____	13





Our Story

Sustainable, robust, agile living spaces.

It's in our DNA!

Lowfield Leisure is a trading name under Lowfield Timber Frames Ltd (LTF). Founded in 2000, LTF supply to a wide range of customers from self-builders, local small builders to large regional and national developers.

LTF supply schemes from the supply of an Oak porch, right through to the full on site erection of Timber Framed Builds. They have worked on a variety of projects from Single Dwellings to Large Housing Developments through to Hotels and Schools.

It is this expertise that has been translated to form Lowfield Leisure.

Providing a robust home away from home, built the same way we build our homes, built to last!

Utilising years of timber frame building expertise, our lodges and pods are built to the highest standard, with an exceptional quality finish. Our lodges are built with a robust steel frame, meaning they can be easily relocated and repositioned without taking any structural damage, giving you flexibility as well as quality. With a range of holiday accommodation options available, from smaller 2 berth pods to larger 6 berth lodges we have something for everyone.

Our structures can also be transformed into non accommodation specifications such as toilet blocks, offices, sales suites and much more.

We have a number of bespoke finishing options available for you to really make it your own.





Connecting you
with the places
you love.



Why Lowfield Lodges?

Easily transported and easily maintained.

We create high quality luxury lodges every time.


Our lodges are created using the best materials for every aspect of your lodge from the steel frame structure to the engineered oak flooring.

Quality is at the heart of what we do, our thorough build and quality inspection process allows the highest level to be achieved.

- Energy efficient - well insulated minimising heating costs in the winter.
- Quality assured, prefabricated to ensure high quality is achieved before even leaving the factory.
- Where possible our lodges conform to BSI 3632.

Benefits include:

- Our lodges are made with a steel frame giving the structure a quality and robust design.
- We incorporate our house building knowledge and use technical elements for the roof and the walls that we would use in our house builds.
- Choice of kitchen unit colours available.
- Our standard corrugated cladding can be ordered in a variety of colours.
- Alternative exterior claddings can be priced on request.



We don't compromise on the quality of finish.


We're not just holiday homes!

Our steel frame modules have many different applications other than accommodation uses.

Using the same building technique as our lodges, the space can be utilised internally to suit your needs. Here are just some of the builds we have created using our unique design.

Other usages include:

- Sales Suites
- Classrooms
- Offices
- Gyms
- Reception Blocks
- Toilet Blocks



Other Usages



Lowfield Leisure Accreditations

We are proud to have passed our NCC Inspection.

The NCC is currently the only agency in the UK inspecting caravan holiday homes. Its Badge of Approval scheme makes sure your holiday home is safe and that it complies with all relevant regulations and British and European legislation. A team of specialists will have made hundreds of different checks to ensure it complies with the British Standard BS 3632.

The standards that need to be met are high but being on this prestigious list of manufacturers of BS 3632 compliant homes gives both Lowfield Leisure and its customers certainty in the safety and performance of the product that it is selling. The inspection process identifies compliance and safety issues with leisure vehicles and their components so they can be corrected prior to being placed on the market.

With capacity to manufacture over 50 single units a year, and plans in place to increase this capacity, Lowfield Leisure can become a key part of any park's future plans.

All our timber is PEFC certified giving us full chain of custody for our timber materials.


*Please note, not all designs meet this standard, please ask a member of staff for more details.


**You're in safe hands with
Lowfield Leisure.**

Spaces to
unwind,
catch-up
and relax.




Contact Us

 01743 891922

 enquiries@lowfieldleisure.co.uk



 Lowfield Leisure, Marton,
Welshpool, Powys, SY21 8JX



LOWFIELD
Leisure

lowfieldleisure.co.uk



Ruthin 23ft x 14ft

Lowfield Leisure Lodges provide high quality, luxury accommodation options for both private and commercial use.

All our lodges are built using the same building concepts we use to build our timber frame homes which means where possible they comply with BS3632 standards making them suitable for year round use.



Kitchenette

Shower room

Open plan living space



Specifications

External Spec

Painted steel chassis
Clad in your choice of exterior cladding
Aluminium doors
Double glazed windows

Internal Spec

LPG boiler
Panel heater
Engineered oak finished flooring throughout
Data/entertainment plate
V-groove walls finished in neutral colour
Mains powered heat, smoke and CO² detectors

Communal Area

Large open plan social space
Room for sofas and separate dining area

Kitchen

Navy units with black handles
Black sink and black taps
Fridge with ice box
Hob

Bathroom & En-suite

WC & basin vanity unit
Electric walk in shower



Dinas

33.5ft x 13.5ft

Lowfield Leisure Lodges provide high quality, luxury accommodation options for both private and commercial use.

All our lodges are built using the same building concepts we use to build our timber frame homes which means where possible they comply with BS3632 standards making them suitable for year round use.



1 Bedroom

Kitchen

Shower room

Open plan living space

Private balcony with railings



Specifications

External Spec

Painted steel chassis
Aluminium doors
Clad in your choice of exterior cladding
Double glazed windows

Internal Spec

LPG boiler
Underfloor heating
Engineered oak finished flooring throughout
Data/entertainment plate
V-groove walls finished in neutral colour
Mains powered heat, smoke and CO² detectors

Communal Area

Open plan social space
Room for sofas and separate dining area

Kitchen

Navy units with black handles
Black sink and black taps
Fridge with ice box
Single oven and hob

Bathroom & En-suite

WC & basin vanity unit
Large walk in shower

Master Bedroom

Space for king size bed
2 x Recessed wall lights



Dolforwyn

34ft x 14ft

Lowfield Leisure Lodges provide high quality, luxury accommodation options for both private and commercial use.

All our lodges are built using the same building concepts we use to build our timber frame homes which means where possible they comply with BS3632 standards making them suitable for year round use.

1 Bedroom

Kitchen

Shower room

Large open plan living space



Specifications

External Spec

Painted steel chassis
Roof light
Clad in your choice of exterior cladding
Double glazed windows
Aluminium doors

Internal Spec

LPG boiler
Underfloor heating
Engineered oak finished flooring throughout
Data/entertainment plate
V-groove walls finished in neutral colour
Mains powered heat, smoke and CO² detectors

Communal Area

Large open plan social space
Room for sofas and separate dining area

Kitchen

Navy units with black handles
Black sink and black taps
Fridge with ice box
Integrated dishwasher
Single oven and hob

Bathroom

WC & basin vanity unit
Large walk in shower

Master Bedroom

Space for king size bed
Built in wardrobe
2 x wall lights



Whittington 45ft x 14ft

Lowfield Leisure Lodges provide high quality, luxury accommodation options for both private and commercial use.

All our lodges are built using the same building concepts we use to build our timber frame homes which means where possible they comply with BS3632 standards making them suitable for year round use.



2 Bedrooms

Spacious master bedroom with en-suite

Built in bunk bed

Large open plan living space

Covered porch area



Specifications

External Spec

Painted steel chassis
Roof light
Clad in your choice of exterior cladding
Double glazed windows
Aluminium doors

Internal Spec

LPG boiler
Underfloor heating
Engineered oak finished flooring throughout
Data/entertainment plate
V-groove walls finished in neutral colour
Mains powered heat, smoke and CO² detectors

Communal Area

Large open plan social space
Room for sofas and separate dining area

Kitchen

Navy units with black handles
Black sink and black taps
Fridge with ice box
Integrated dishwasher
Single oven and 4 ring hob

Bathroom & En-suite

WC & basin vanity unit
Large walk in shower

Space for king size bed and vanity unit

Built in wardrobe

2 x wall lights

Bunk Bedroom

Bespoke built in standard single sized bunk bed spaces
Reading lights with chargers



Image of the Croft lodge attached to our Dolforwyn Lodge

Croft

22ft x 12ft

Lowfield Leisure Lodges provide high quality, luxury accommodation options for both private and commercial use.

The Croft is where where luxury meets accessibility. The lodge boasts a spacious king-size bedroom and en-suite wet room, serving as both accessible accommodation and versatile extra space for larger families.

King-size master bedroom

1.5m turning circles

Doc M compliant shower room

Wide doors & low thresholds

Integrate with any lodge in our range

Floorplan of the Croft lodge attached to our Dolforwyn Lodge



Specifications

External Spec

- Painted steel chassis
- Clad in your choice of exterior cladding
- Double glazed windows
- Aluminium doors

Internal Spec

- LPG boiler
- Underfloor heating
- Engineered oak finished flooring throughout
- V-groove walls finished in neutral colour
- Mains powered heat, smoke and CO2 detectors

Bathroom

- Doc M compliant fit out comprising of a large walk-in shower with shower seat
- WC & Basin
- Grab rails

Master Bedroom

- Space for king size bed
- 1.5m turning circles around bed
- Data point for TV
- Storage cupboard
- 2 x wall lights